

The Body Parts and Finding “Where Is”

Book 1



- Following the song “Head Shoulders Knees and Toes”
- Playing with the phrase “Where is ...”
- Outside exploring and seeking animals

by Eva Potociarova
2015

Following the Song

First let's follow the song "Head Shoulders knees and toes" one of the traditional children's songs and one of the easiest to learn in the second language as the movement follows the lyrics. Point with your hands to show what body part you are singing about. Start slowly. For fun you can go a bit faster when singing again.

„Now faster ok? Now very, very fast!“

Describe body parts and enjoy your time together.

To really learn the words, we should discuss the body parts with kids in a different order than they are in the song and add perhaps some more new words. Use the words also out of the context of the song. Point and describe. When needed translate new words.

Head, shoulders, knees & toes, knees & toes

Head, shoulders, knees & toes, knees & toes

eyes and ears and mouth and nose

Head, shoulders, knees & toes, knees & toes.



If you repeat the word more times, the child is likely to repeat after you.

„Here are my shoulders.“

„Where are your shoulders. Show me.“

COLORS: “What color eyes do you have?”

NUMBERS: “How many toes do we have?”

SIZES: “Where is your big toe?”

There is a lot to explore about the sizes - what is big and what is little. Explore the colors or numbers. And how about your favorite characters, where do they have eyes, ears or maybe even whiskers.



How many toes do you have? Let's count them. And where is the big toe?



What is on your T-shirt? Notice the color of your family member's eyes.



Can you put your toes into your mouth? You can, I cannot.

Playing

While exploring you will surely come to a question where is something **“Where is your chin, where are your cheeks?”** etc. And the phrase “Where is “ can be used in many other playful ways so it becomes natural.

Where is the ball? Super fun game for kids with many chances to practice asking „Where is“. You need something to hide, something soft (that doesn't make noise, we used colored paper) and three identical non-transparent cups. At the end ask **“Where is the ball?”** Kids love to take turns and very naturally they will start asking you, where is the ball, taking the phrase as a part of the game. When using different colors of the ball you can practice colors too.

Kids will be so excited not even noticing they speak English.

Print out the game card if you want to have all the conversation tips at hand and easy to use any time.

Colorful puzzles with various pictures are a good source for learning and playing at the same time. Describing, assembling pictures together, finding the right pieces is great practice for English. It is a fun activity especially for very little children.

When reading an English book I first take a lot of time describing the pictures. Later we usually start the seeking game “Show me - Where is the swan?”. Kids just love this challenge.

Find the summary on the printout card.

Outside Exploring

Join us and enjoy the spirit of natural learning.

Now let's go outside. The story about the rabbit is a great opportunity to practice the body parts on animals and a fun seeking game. I hope our story will make it easier for you to enjoy some English moments outside when exploring.

Find the story also in the printouts as a comic book ready for reading and adding your own comments.

Reading Books

Nice books with body part themes or finding theme: Where Is Baby's Belly Button? (by Karen Katz), Where's Spot? (by Eric Hill), Our Animal Friends (by Fisher Price), Choo!Choo! (by Noisy Peekboo), Pocahontas. Where Is Flit? (by Disney's First Readers)



Below find the printouts that you can keep separately in a collection. If laminated they last longer. Notes with the phrases and the vocabulary is ready to be used for example as a sticker note.



NOTES
The Body Parts

Describing:
This is your head, nose, mouth,...
Here are your toes.

Counting:
Here you have two ears - one, two.
How many toes do you have?
Lets count: 1,2,3,...

Noticing size:
This is the big toe, this is the little toe.

Colors:
Look. I have brown eyes.
What color eyes do you have?

Finding game:
Where are your shoulders?
Show me your knees?
Here are my eyes. Where are your eyes?

© Eva Potoclarova



GAME

Where Is the Ball?

You will need three identical non-transparent cups and something soft to hide.

Ready? Are you ready? Yes?
Make a ball. Like this. You see.
Here we have three cups.
The green ball is here.
Lets hide the ball and mix the cups.
Pay attention!
Are you looking?
Now, where is the ball?

What do you think?
Here? I do not know.
Lets have a look!
Yes, you are right!

For small kids play peek-a-boo when lifting the cups or use toys to make the game more fun.

For older kids mix the cups faster.

Try various colors of paper balls to practice colors.

Take turns and let children trick you 😊



GAME

Where Is the Plane?

Asking „Where is ...“ when playing with the puzzle play mat or when hiding toys.

Where is the plane?
Let's find the plane.
We need the plane.
There, yes. We found it.
This is ... I don't know.
Do you know?

Playing and repeating the word more times helps learning.

I have a car. Car. Car.
Eyes of the frog. Eyes. Eyes.

Have fun with the sounds too.
Car goes vroom, vroom,...
Put the car there.

Asking „Where is ...“ when reading books.

Where is the house? Yes, on the hill.
Where is the pond?
Pond with the blue water.
Yes, there.
Do you see the white swan?





STORY


Where Is the Rabbit?






What is it? There! Big ears....oh that's a rabbit! He has a soft fur and a little white tail.



Oh, no! Where is the rabbit? Behind the stone? Shh, be quiet! Come to me!



Look there are two rabbits. And now there are three! One, two, three. They eat grass and red apples.



"I like grass and hay (dry grass) and carrots. Yummy." How about a lollipop? NO! I like dry bread too, but I am thirsty now, I want some water.



There! You got him. Where are you going rabbit? Wait for me!