

EARLY ESL LEARNING The Montessori Way

Activity-connected, Meaningful and Natural Learning Concept
that Makes Children Fall in Love with English

Let's transform ourselves into facilitators
whose role is to prepare “the environment” (as Montessori called it)
in order to allow young children work their inner magic with languages.

Thanks to my daughters, students and M.
Montessori for the inspiration ☺



What Language Will I Speak?



- “I can learn any!”
- Children are experts
- What is “normal”
- Amazing spurt
- Natural curiosity
- No fear of mistakes

- MY TOP 6 MONTESSORI PRINCIPLES -



*prepared
environ-
ment*



*respecting
child's
interests*

*practical
life
activities*



*sensorial
experience*



*focused
work*



*way of
life*

FROM MY FAVOURITE MONTESSORIATHOMEBOOK.COM

And Which Are Important to You?

My Seven Principles of Working the Montessori Way

- Create a Prepared Environment
- Use English in a Meaningful Way
- Welcome English in your Daily Routines
- Support Sensorial Experience
- Prepare Easy Access to Learning Materials
- Follow Child's Interest
- Be Patient and Positive





Seven Principles of Working the Montessori Way


Principle #1: Prepared Environment

Children Books for Native Speakers are the Best



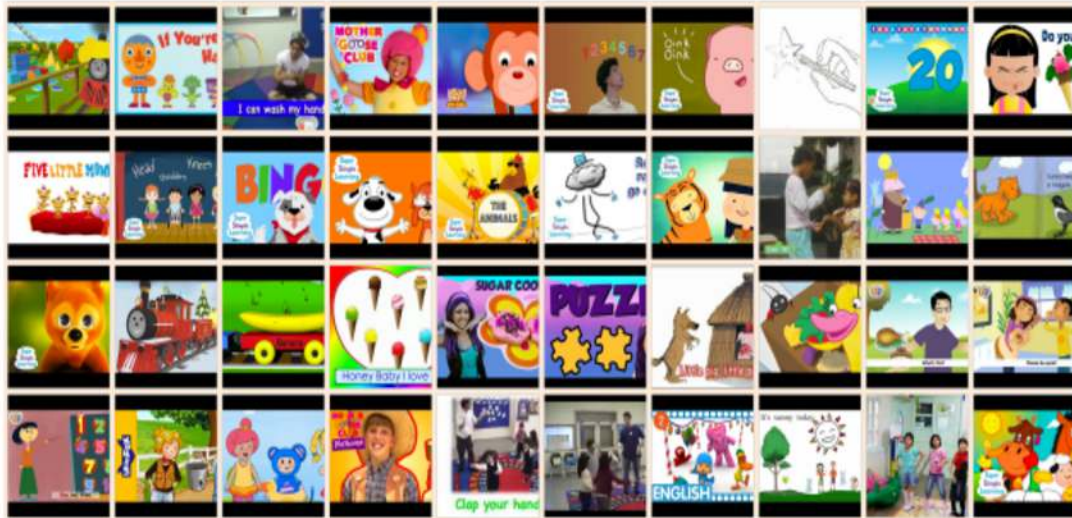
Principle #1: Prepared Environment

Free Delivery From bookdepository.com



Principle #1: Prepared Environment

Use Available Video Content



Principle #1: Prepared Environment

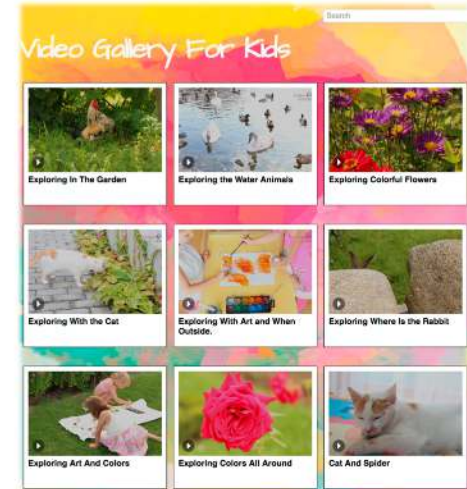
New technologies bring new opportunities

- On-line Media Sources

- My On-line Course Video Gallery
- My blog – ajvidea.blogspot.cz
- YouTube, Netflix,...

- FREE Mobile App **Khan Academy Kids 4+**
Fun educational games & books

Super Simple Songs + Khan Academy at [App Store](#) a na [Google Play](#) nebo [Amazon Appstore](#).
https://www.youtube.com/watch?time_continue=2&v=yqZfM2W6tSQ



Principle #1: Prepared Environment

Audio Materials



**SUPER
SIMPLE
SONGS**

MP3 ALBUM

DOWNLOAD 20 SONGS



Principle #1: Prepared Environment

YOU!



Principle #1: Prepared Environment

YOU!



Don't Worry About Your Accent!

Principle #2: Prepare Easy Access to Learning Materials

*Minds of children are on “absorb” all the time.
Years from birth to six are most formative period.*

Maria Montessori



- **Children choose themselves what they want to read**
- **They can repeat their choice**

Principle #2: Prepare Easy Access to Learning Materials

Learning Materials Help You and Children



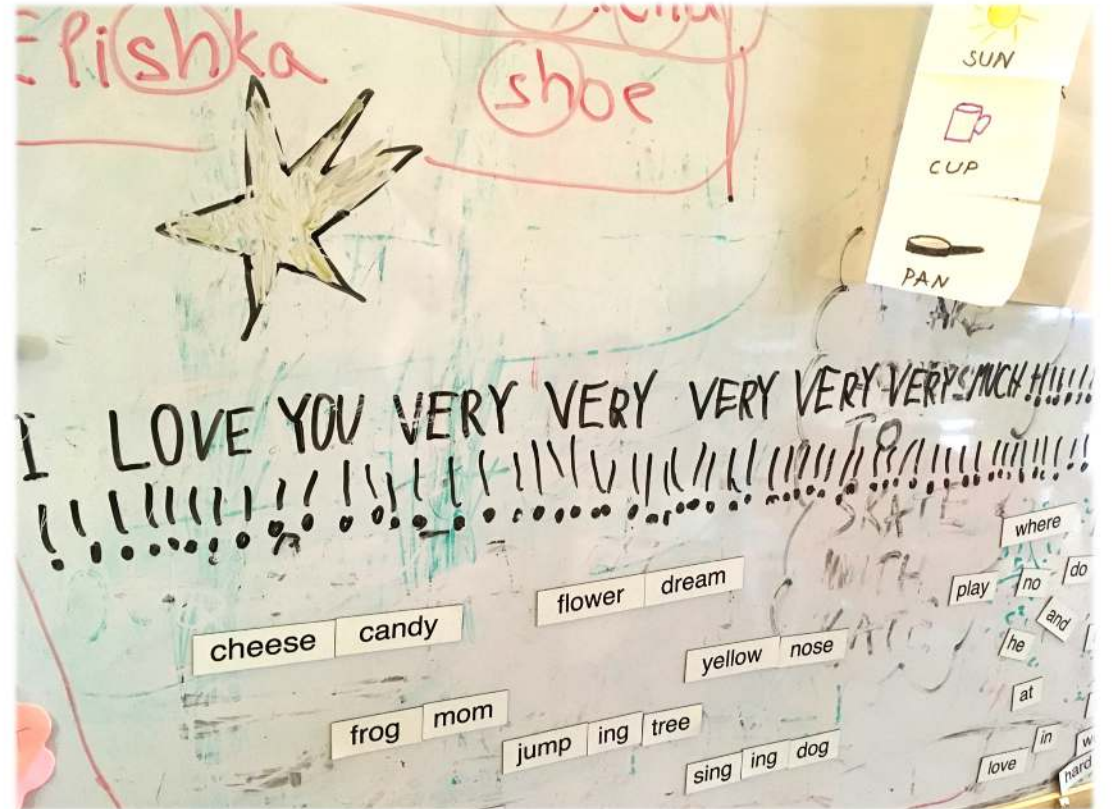
Principle #2: Prepare Easy Access to Learning Materials

Meaningful Use of Modern Technologies



Principle #2: Prepare Easy Access to Learning Materials

Dedicated English Spaces



Principle #3: Using Language in a Meaningful Way

- One-on-one interaction with adults in fluent meaningful context
- Frequency is much more important than long exposure
- Comment what
 - are you or child doing at the moment
 - do you see or feel
 - do you plan to do next



Let's go and wash our hands

Wash, wash your hands wash your hands with me,

Wash them fast, wash them slow, wash your hands with me

Principle #3: Using Language in a Meaningful Way

“Attention please, follow me!”



Principle #4: Welcome English in the Daily Routines



- Refreshed daily routines
 - Use English 365 days a year
- Positive side effect: it may keep you remain calm
- Use our handy notes to remind you of the daily English.

Principle #4: Welcome English in the Daily Routines

Native English-speaking children of age 2-3 years are using 400 words




Principle #4: Welcome English in the Daily Routines

Unconscious Process



Principle #4: Welcome English in the Daily Routines

Repetition Builds Strong Foundations



Principle #5: Support Sensorial Experience

Simple Activities Bring Great Sensorial Experience

*Close Your Eyes. Open Your Mouth.
What is it?*



- Choose various types of food
 - Sweet (fruits, sweets,...)
 - Sour (lemon, orange,...)
 - Salty (we use popcorn or chips)
 - Bitter (can be a bitter chocolate)
- Comment what is it and how it tastes
 - Yummy, it is something sweet
 - I like it.
 - I think it is ...
- Take turns

Principle #5: Support Sensorial Experience

Learning Feels So Good



Using all senses improves learning and can be used in learning English such as this activity with beans

Hide colorful objects and ask: “Find something blue. Find something yellow. ...”

Kids really love this activity

Principle #5: Support Sensorial Experience

Use Available Montessori Materials



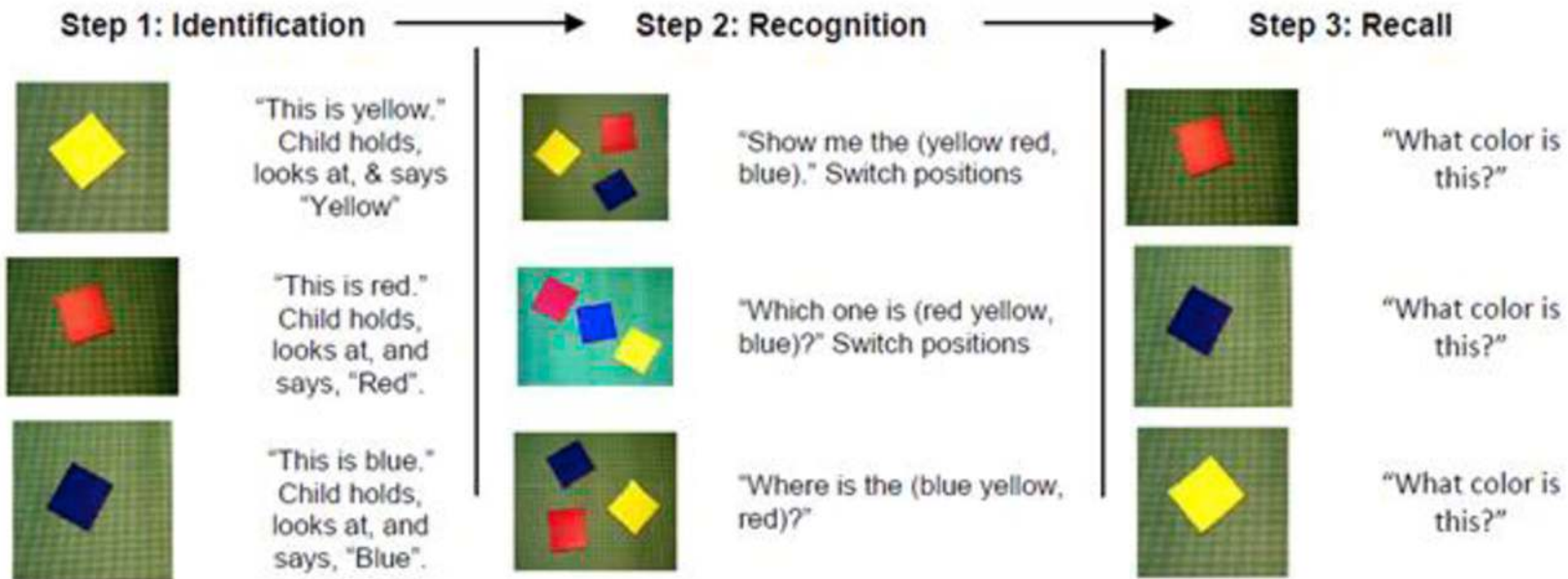
- Work with Montessori materials and comment in English.
- Describe objects that you work with – such as color shades when matching them together.

Principle #6: Follow Child's Interest

- Learning second language is means to support child's desire to explore the world
 - Child's development is a priority
- Allow repetition to child's desire, often they want to understand or master by heart the text they like
 - Games, books, videos...
- The possibility of choice
 - Let the child choose what to explore
- Comment on what the child is interested in or doing at the moment
 - Yes, you have ...
 - That is a ...



Principle #7: Be Patient...



... And Positive



- Prioritize fluency over accuracy
- Respect the *language age*
- Teach the language without grammar
- Stress blocks learning
 - Do not examine, asses and appraise
 - Correct gently

EnglishWithKids – Our Team



- English Teachers
- Graphics Designer
- Web Administrator
- Video Editor
- Creative Designer
- Our fans and supporters
- Give us your feedback and be part of the team 😊

More Inspiration in Our Online Course

LESSONS

THE BODY PARTS AND FINDING "WHERE IS":

Length: 17 minutes



FOLLOWING THE SONG "HEAD SHOULDERS KNEES AND TOES".
PLAYING WITH THE PHRASE "WHERE IS ..."
OUTSIDE EXPLORING AND SEEKING ANIMALS.

HEALTH AND PLAYING "WHAT IS IT"

Length: 19 minutes



FOLLOWING THE SONG "FIVE LITTLE MONKEYS".
PLAYING WITH THE PHRASE "WHAT IS IT?"
EXPLORING WITH ART AND WHEN OUTSIDE.

GETTING DRESSED AND CELEBRATING

Length: 18 minutes



FOLLOWING THE SONG "PUT ON YOUR SHOES"
PLAYTIME WITH THE HIGH FIVE GAME
OUTSIDE EXPLORING WITH THE CAT



EnglishWithKids.com

