

Montessori Method



Fascinating opposites

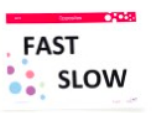
I really like helping children to explore simple yet very useful words for opposites. They learn when playing with the Montessori materials.



Some can be simple and home made.

Find a few ideas bellow and the pdf cards download here.

<https://speaking.englishwithkids.com/wp-content/uploads/2019/10/opposites.pdf>









Bubble making - Practical life activity where you can introduce new vocabulary in English while exploring and having fun.

The Sensory Bags

Phrase to begin with:

- Are you ready? OK.
- I have a bag here with ... color.

Description of the activity:

Read the book *Mix It Up* and try this sensory bag activity. You can use the bag also to practice letters or draw pictures.

TIPS: Ikea colors work very well. Placing the bag on the window makes the colors very nice

Practice:

- **Colors:** Yellow and blue makes green.
- **Letters:** This is the letter A.
- **Shapes:** This is the square.
- **Numbers:** This is number two.



Great way how to enjoy exploring English and learning new words while using all senses. Find the printout in the attachment.

